

Report on Student Satisfaction Survey

IQAC, MORIDHAL COLLEGE

2021-22



Student Satisfaction Survey based on NAAC guideline

Moridhal College
Moridhal, Dhemaji, 787057

For the AQAR (2021-22), Students Satisfaction Survey (SSS) was conducted among the students of the college. The questionnaire has been framed based on NAAC guidelines and distributed among the students in offline mode. Students have rated the question in a **scale of 4 to 0**; where 4 represents the highest satisfaction while 0 represents the lowest satisfaction. The result of this survey is based on the response of students.

1. How much of the syllabus was covered in the class?

- 4 – 85 to 100%
 - 3 – 70 to 84%
 - 2 – 55 to 69%
- 1– 30 to 54%
 - 0 –Below 30%

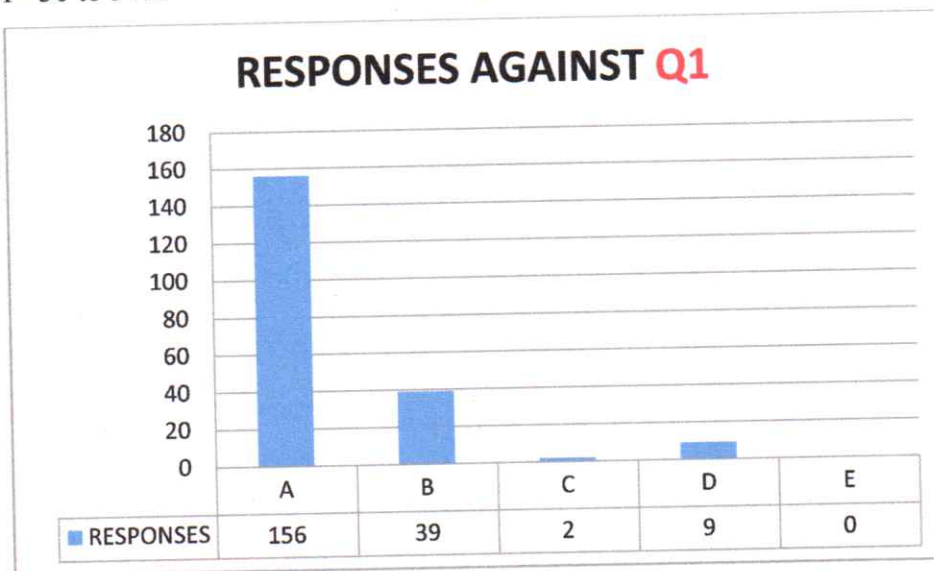


Figure 1. Comparison of responses against Q1

2. How well did the teachers prepare for the classes?

- 4 –Thoroughly
 - 3 – Satisfactorily
 - 2 – Poorly
- 1 – Indifferently
 - 0 – Won't teach at all

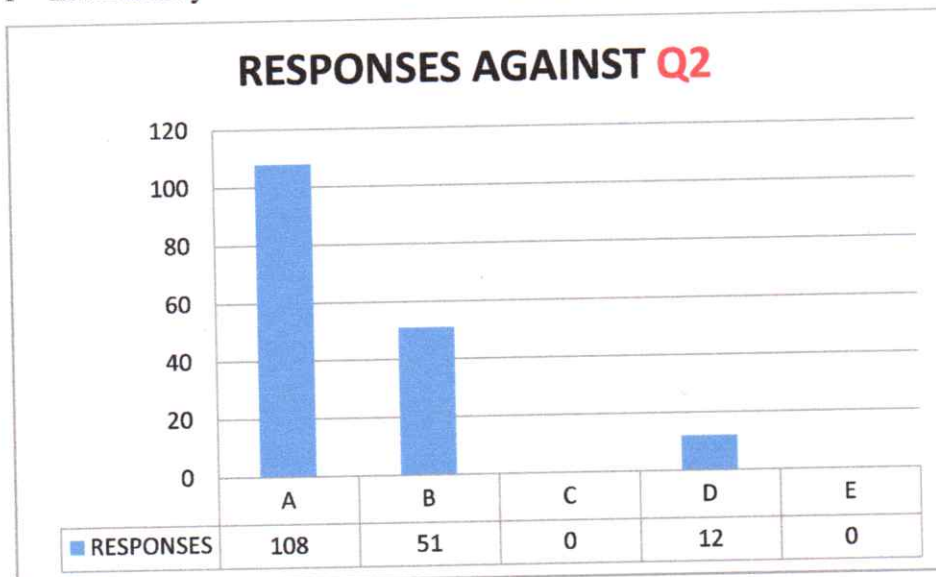


Figure 2. Comparison of responses against Q2

3. How well were the teachers able to communicate?

- 4 – Always effective 3 – Sometimes effective 2 – Just satisfactorily
 1 – Generally ineffective 0 – Very poor communication

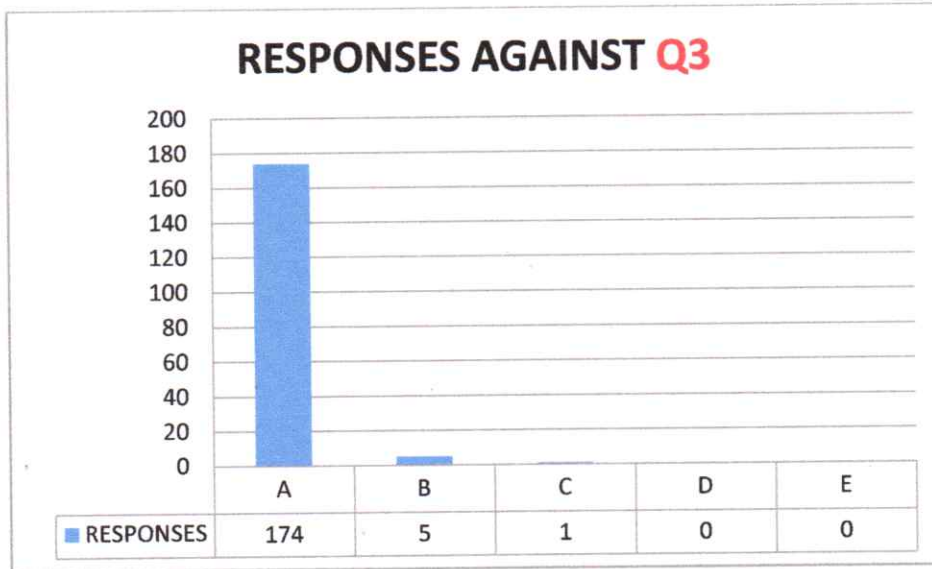


Figure 2. Comparison of responses against Q3

4. The teacher's approach to teaching can best be described as

- 4 – Excellent 3 – Very good 2 – Good
 1 – Fair 0 – Poor

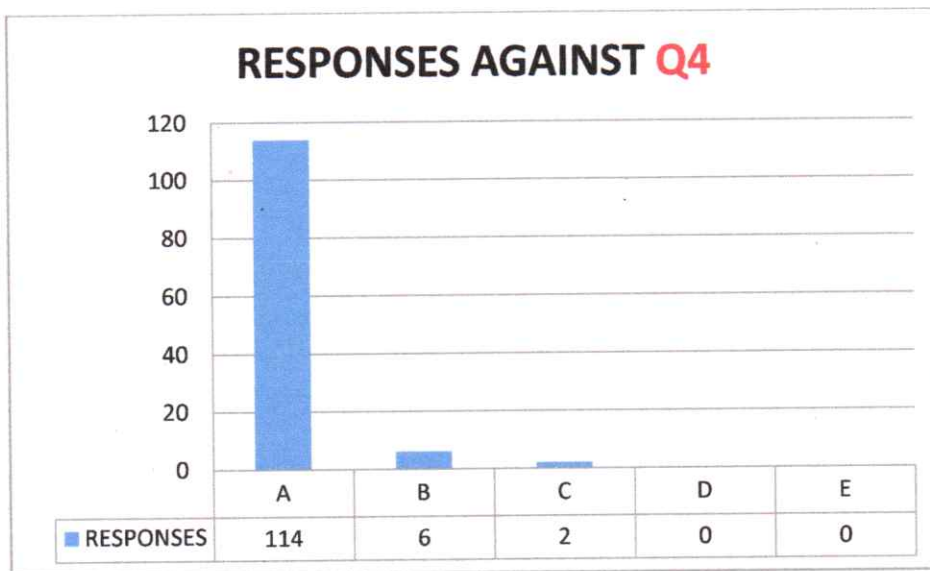


Figure 4. Comparison of responses against Q4

5. Fairness of the internal evaluation process by the teachers.

4 – Always fair

3 – Usually fair

2 – Sometimes unfair

1 – Usually unfair

0– Unfair

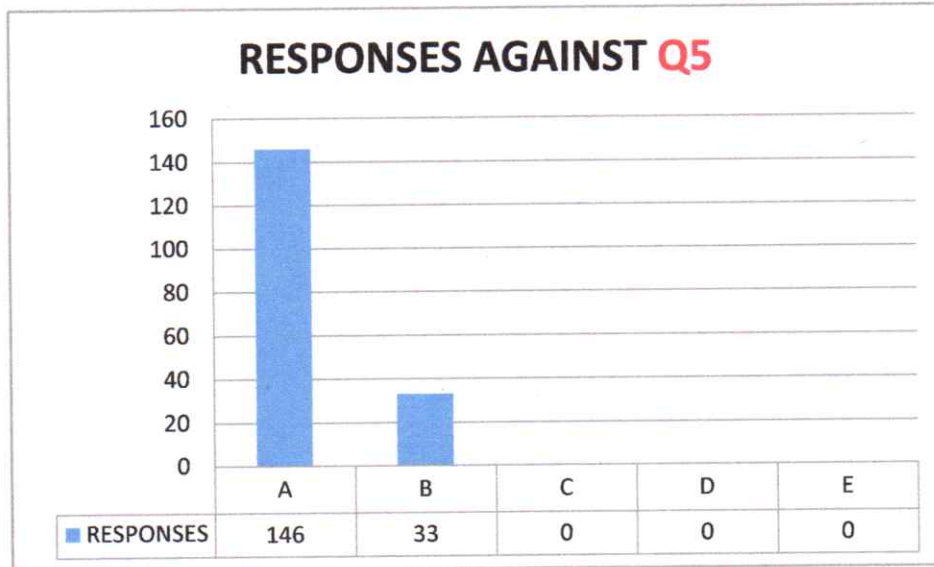


Figure 5. Comparison of responses against Q5

6. Was your performance in assignments discussed with you?

4 – Every time

3 – Usually

2 – Occasionally/

Sometimes

1 – Rarely

0– Never

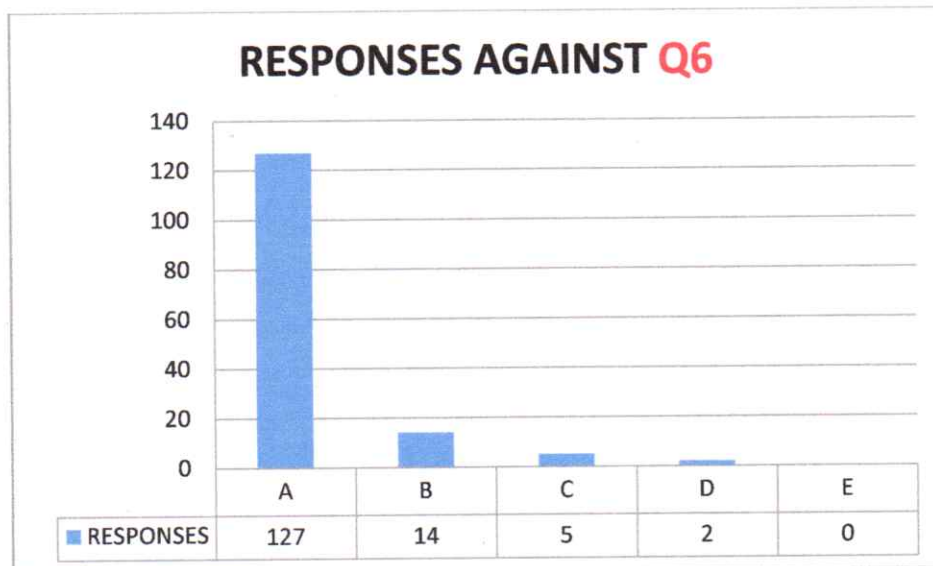


Figure 6. Comparison of responses against Q6

7. The institute takes active interest in promoting internship, student exchange, field visit opportunities for students.

4 – Regularly 3 – Often 2 – Sometimes
 1 – Rarely 0 – Never

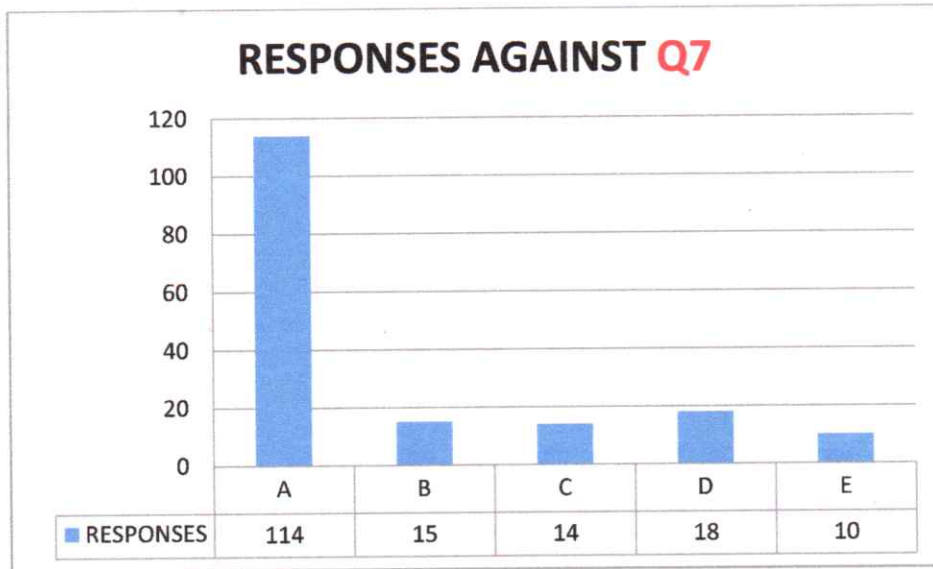


Figure 7. Comparison of responses against Q7

8. The teaching and mentoring process (maintenance of student diary) in your institution facilitates you in cognitive, social and emotional growth.

4 – Significantly 3 – Very well 2 – Moderately
 1 – Marginally 0 – Not at all

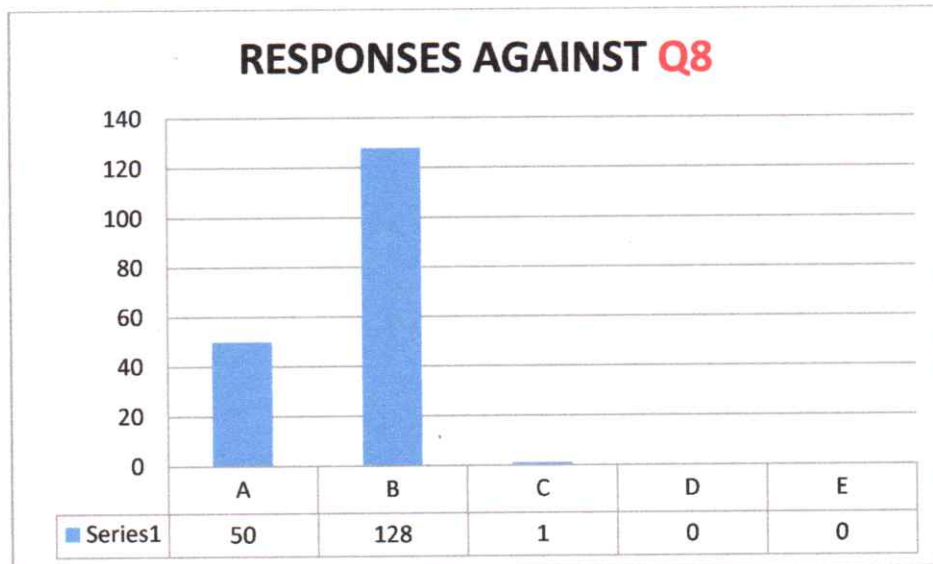


Figure 8. Comparison of responses against Q8

9. The institution provides multiple opportunities to learn and grow.

4 – Strongly agree

3 – Agree

2 – Neutral

1 – Disagree

0– Strongly disagree

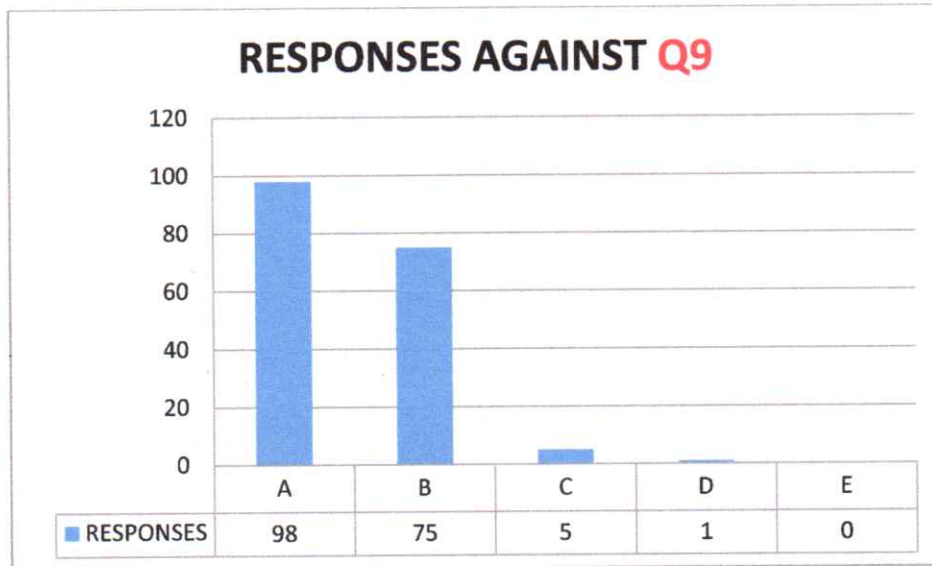


Figure 9. Comparison of responses against Q9

10. Teachers inform you about your expected competencies, course outcomes and programme outcomes.

4 – Every time

3 – Usually

2–Occasionally/

Sometimes

1 – Rarely

0– Never

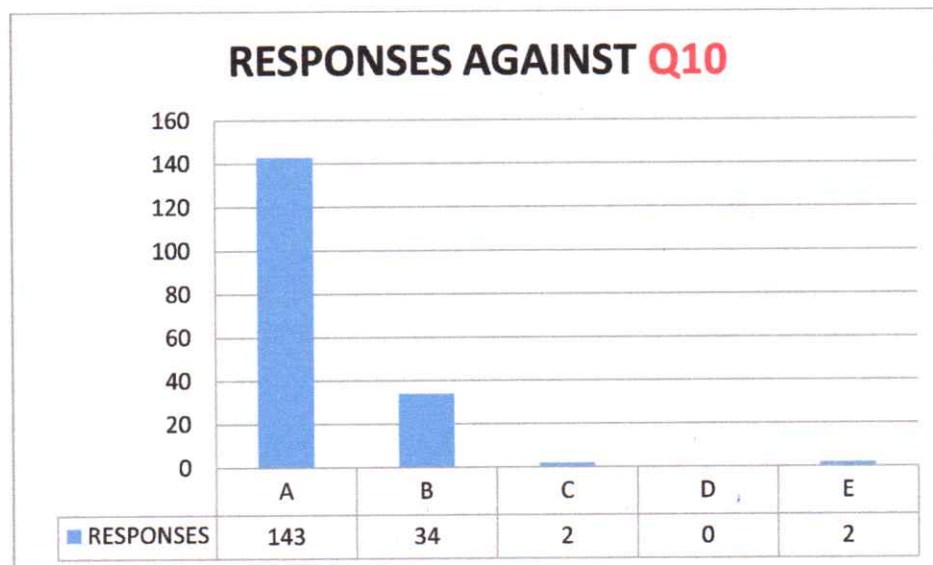


Figure 10. Comparison of responses against Q10

11. Your mentor does a necessary follow-up with an assigned task to you.

- 4 – Every time
Sometimes
- 3 – Usually
- 2 – Occasionally/
- 1 – Rarely
- 0 – I don't have a mentor

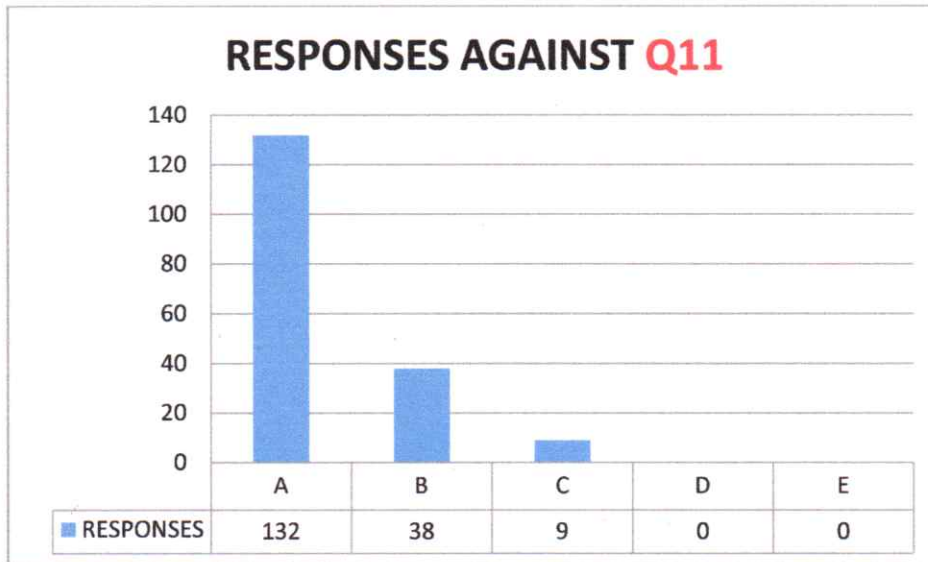


Figure 11. Comparison of responses against Q11

12. The teachers illustrate the concepts through examples and applications.

- 4 – Every time
Sometimes
- 3 – Usually
- 2 – Occasionally/
- 1 – Rarely
- 0 – Never

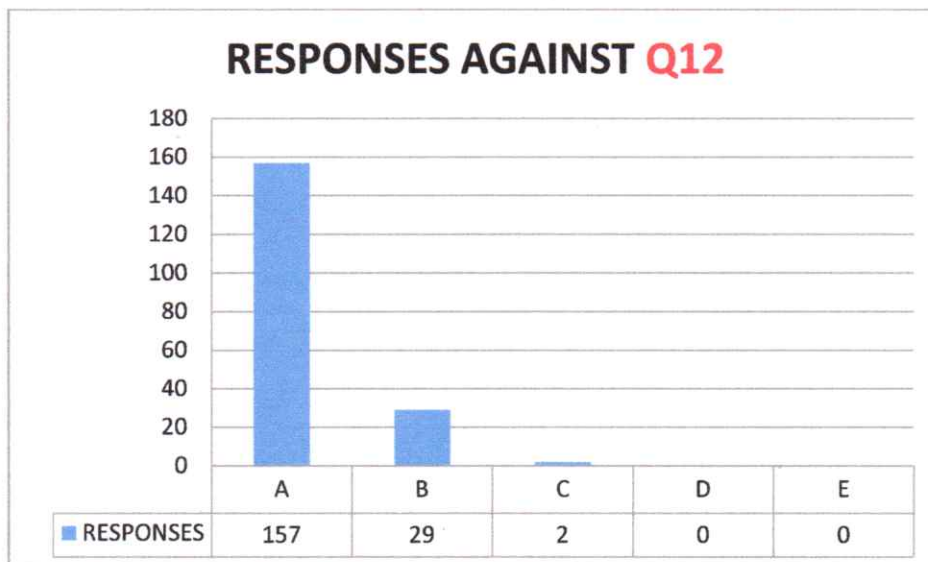


Figure 12. Comparison of responses against Q12

15. The institution makes effort to engage students in the monitoring, review and continuous quality improvement of the teaching learning process.

- 4 – Strongly agree 3 – Agree 2 – Neutral
 1 – Disagree 0 – Strongly disagree

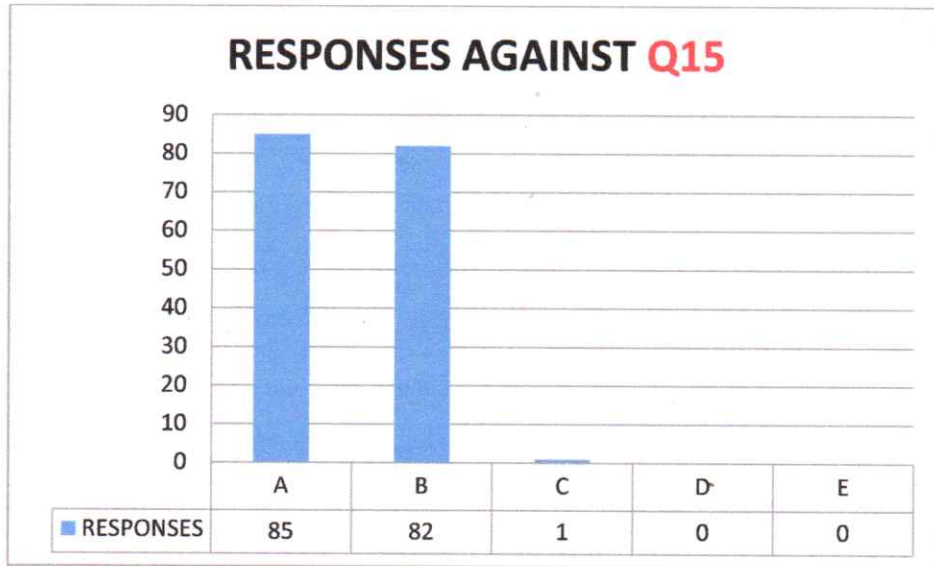


Figure 15. Comparison of responses against Q15

16. The institute/ teachers use student centric methods, such as experiential learning, participative learning and problem solving methodologies for enhancing learning experiences.

- 4 – To a great extent 3 – Moderate 2 – Some what
 1 – Very little 0 – Not at all

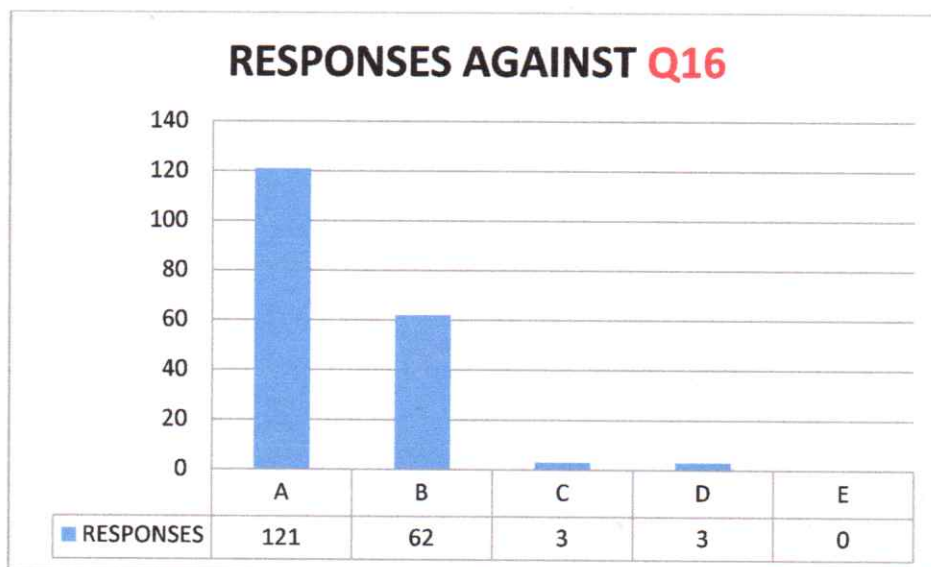


Figure 16. Comparison of responses against Q16

17. Teachers encourage you to participate in extracurricular activities.

4 – Strongly agree

3 – Agree

2 – Neutral

1 – Disagree

0 – Strongly disagree

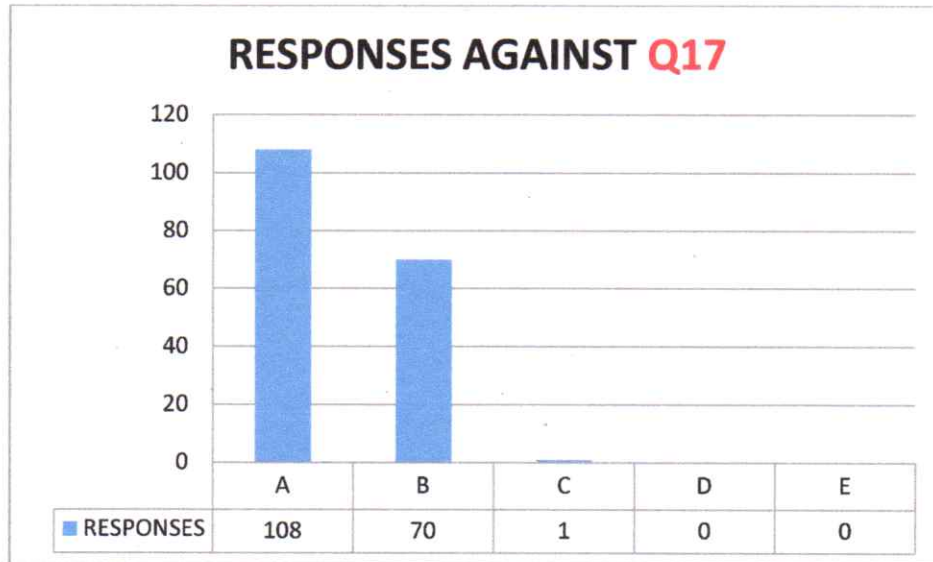


Figure 17. Comparison of responses against Q17

18. Efforts are made by the institute/ teachers to inculcate soft skills, life skills and employability skills to make you ready for the world of work.

4 – To a great extent

3 – Moderate

2 – Some what

1 – Very little

0 – Not at all

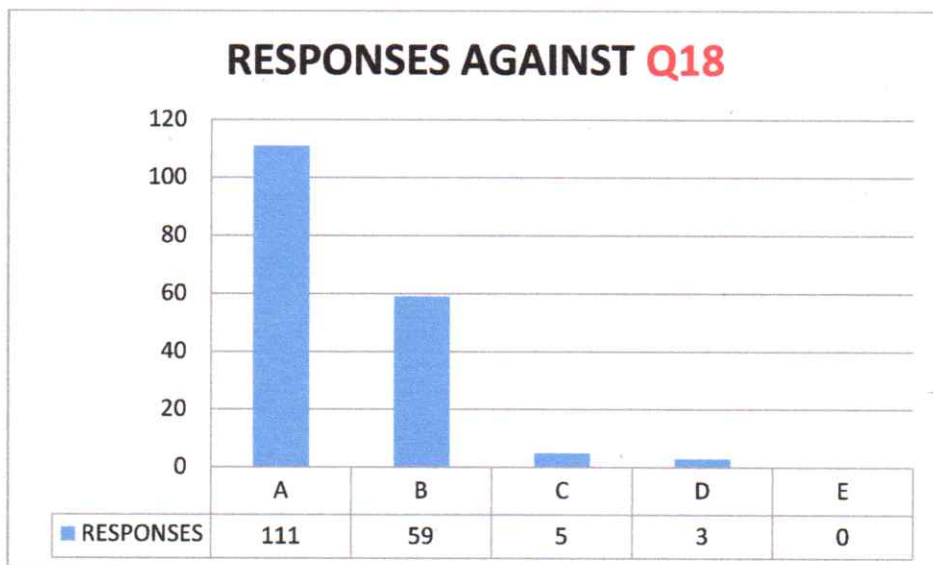


Figure 18. Comparison of responses against Q18

19. What percentage of teachers use ICT tools such as LCD projector, Multimedia, etc. while teaching.

4 – Above 90% 3 – 70 – 89% 2 – 50 – 69%
 1 – 30 – 49% 0 – Below 29%

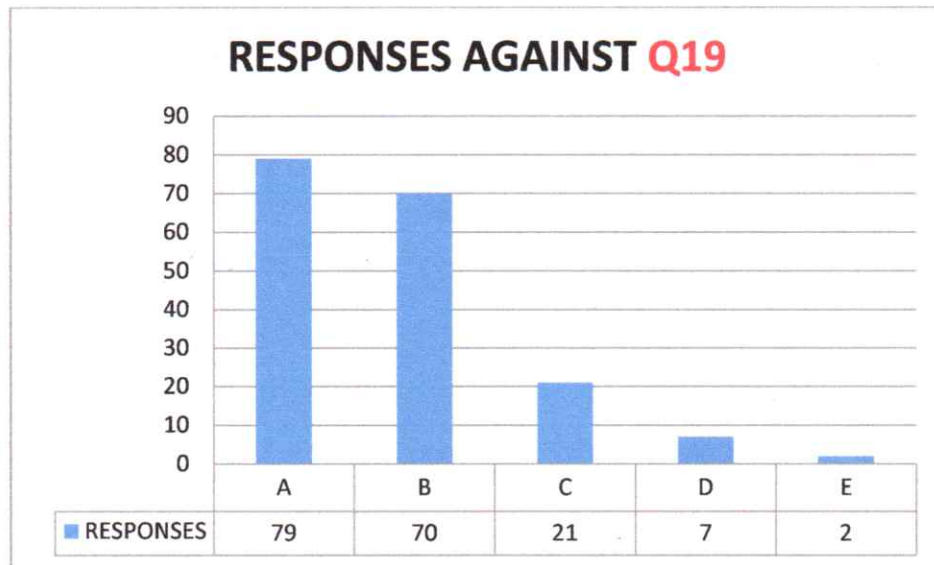


Figure 19. Comparison of responses against Q19

20. The overall quality of teaching-learning process in your institute is very good.

4 – Strongly agree 3 – Agree 2 – Neutral
 1 – Disagree 0 – Strongly disagree

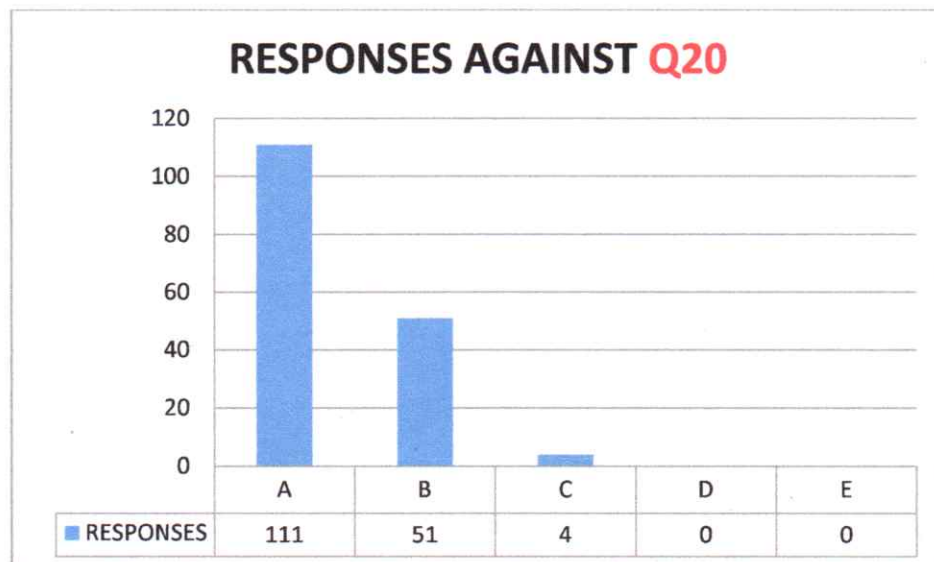


Figure 20. Comparison of responses against Q20

Table 1. Comparison of all queries

Q	Choice					Total Response (R)	Total Score $S=A*4+B*3+C*2+D*1+E*0$	Average Score $AVG=S/R$
	A	B	C	D	E			
1	156	39	2	9	0	206	754	3.66
2	108	51	0	12	0	171	597	3.49
3	174	5	1	0	0	180	713	3.96
4	114	6	2	0	0	122	478	3.92
5	146	33	0	0	0	179	683	3.82
6	127	14	5	2	0	148	562	3.80
7	114	15	14	18	10	171	547	3.20
8	50	128	1	0	0	179	586	3.27
9	98	75	5	1	0	179	628	3.51
10	143	34	2	0	2	181	678	3.75
11	132	38	9	0	0	179	660	3.69
12	157	29	2	0	0	188	719	3.82
13	143	30	6	0	0	179	674	3.77
14	138	38	2	0	0	178	670	3.76
15	85	82	1	0	0	168	588	3.50
16	121	62	3	3	0	189	679	3.59
17	108	70	1	0	0	179	644	3.60
18	111	59	5	3	0	178	634	3.56
19	79	70	21	7	2	179	575	3.21
20	111	51	4	0	0	166	605	3.64

Comparison among all the queries of the questionnaire was conducted. From Table 1. And Figure 21. it has been seen that students assessed all the aspects almost equally. Students highly satisfied with the communication skill of the teachers (Q3 = 3.96). While the interest taken by the institute in promoting internship, student exchange and field visit opportunities for students got the lowest score (Q = 3.20).

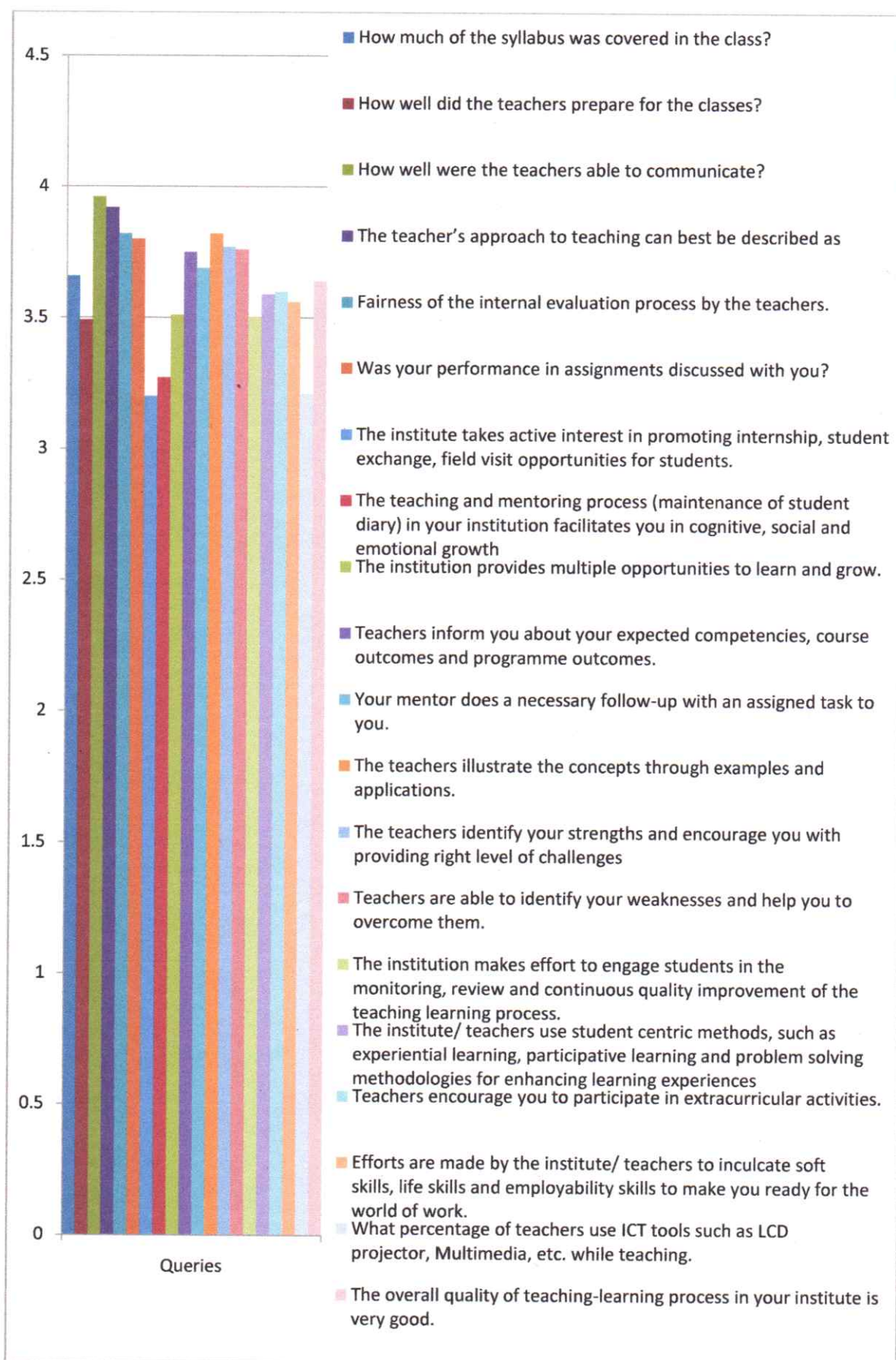


Figure 21. Comparison of responses against Q20

Some relevant suggestions made by Students to improve overall teaching-learning experience:

1. More career and guidance programs are needed.
2. More professional course should be provided.
3. Should have more laboratory practical classes.
4. Should have greater facilities for literature exercise.
5. College flower garden should be made beautiful.
6. Special care should be taken regarding the drainage system.
7. Should increase the number of books specially the books belong to Hindi department in the library.
8. NCC should be introduced.
9. Steps should be taken to clean toilet facilities.
10. PAN spitting in the nooks and corners of college buildings should be strictly prohibited.
11. Should use more technology, ICT, digital multimedia in teaching learning process.
12. Should lay special emphasis on skill development and talent enhancement.
13. Laboratory should be separated from the class room in Department of Anthropology.
14. Should look after the different issues regarding the Girls' Common Room.
15. Should organise training program for poem recitation, devotional song, musical instruments.
16. Should improve the path to the outdoor stadium.
17. Should improve the college canteen facility.


(Dr. D. Saikia)

Principal,
Moridhal College

Principal
Moridhal College
P.O. Moridhal, Dhemaji


(Dr. L. Gogoi)

Coordinator, IQAC
Moridhal College
Coordinator
IQAC
Moridhal College